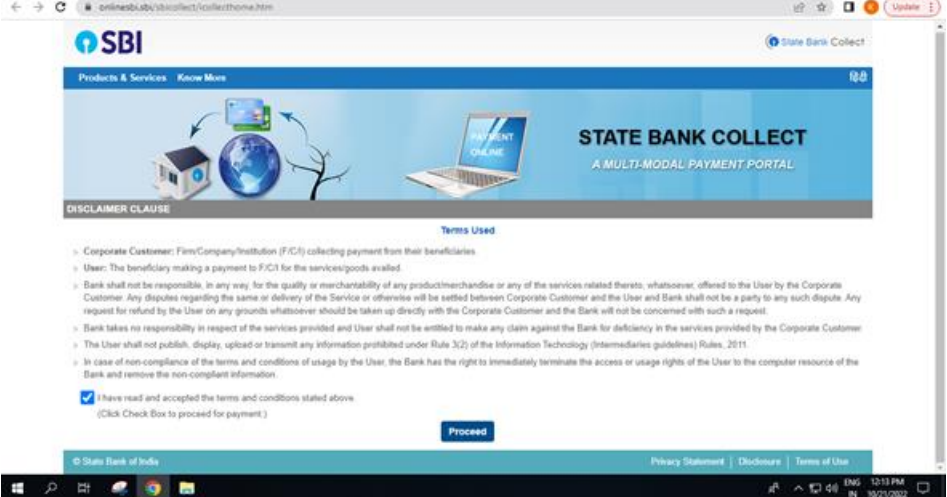
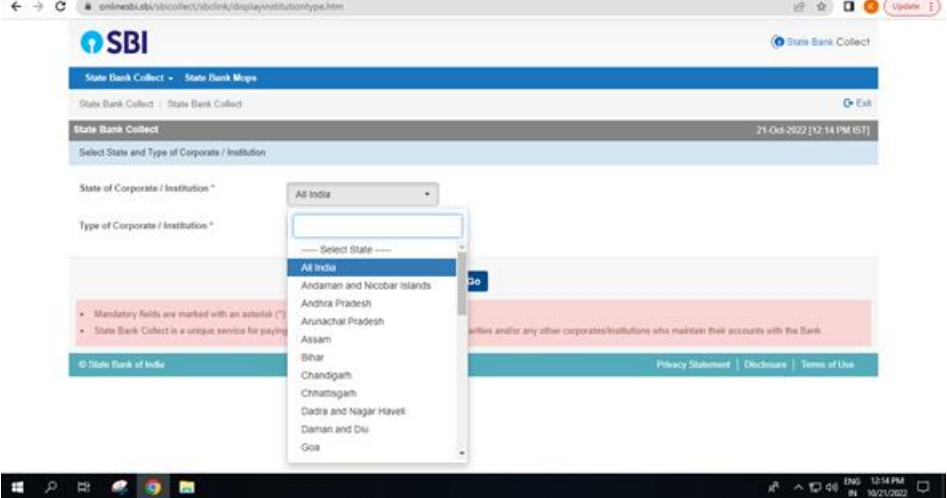
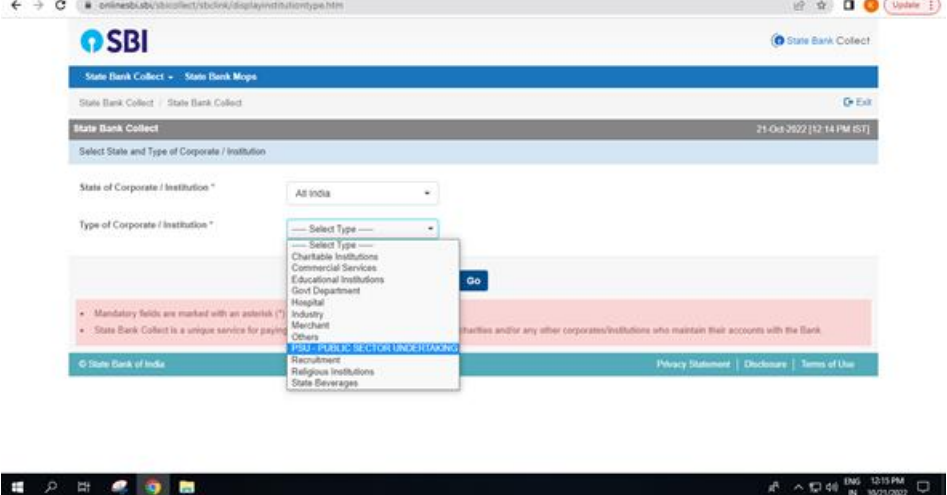


**Instruction towards Payment of Application fee of Rs.500 for General/ OBC/EWS candidates :**

1. Please click the payment link at the end of On-line Application link → Will lead you to SBI COLLECT
2. Please read the Terms and Conditions and Click **PROCEED**
3. State of Corporate / Institution → **All India**
4. Type of Corporate / Institution → **PSU – PUBLIC SECTOR UNDERTAKING**
5. PSU – PUBLIC SECTOR UNDERTAKING → **BEML LIMITED, CORPORATE OFFICE**
6. Select Payment Category → **SELECTE THE ADVERTISEMENT NUMBER** and proceed by providing details towards payment.

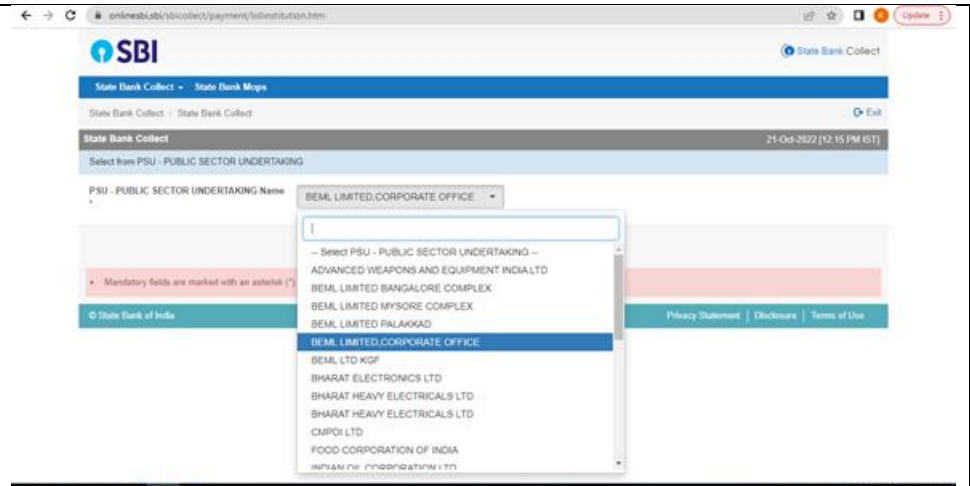
Detailed screen shots are enclosed below for reference :

<p>Accept the terms and conditions and click Proceed</p>	
<p>State of Corporate / Institution → <b>All India</b></p>	
<p>Type of Corporate / Institution → <b>PSU – PUBLIC SECTOR UNDERTAKING.</b></p> <p>→ <b>GO</b></p>	

PSU – PUBLIC SECTOR UNDERTAKING Name

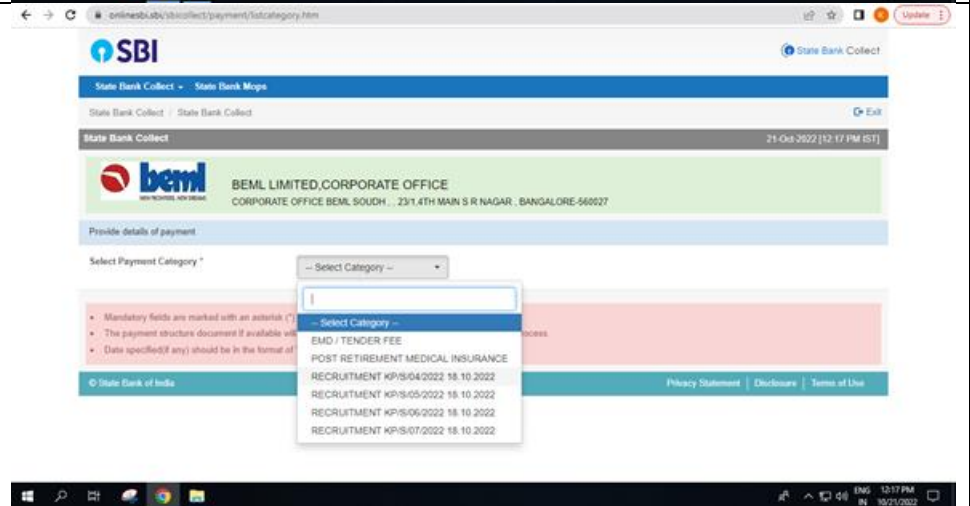
→ **BEML LIMITED, CORPORATE OFFICE**

→ **Submit**



Select Payment Category  
→ Select the appropriate Recruitment Advertisement Number

(Advertisement number is mentioned in the last page of the detailed advertisement)



Proceed by providing details towards payment options and completing the payment and to download the Payment Challan.

